

Women in politics

The harsh reality of inequality

#Power2Her



In EUROPE

16% of mayors are women

10 years ago, they were 13%...

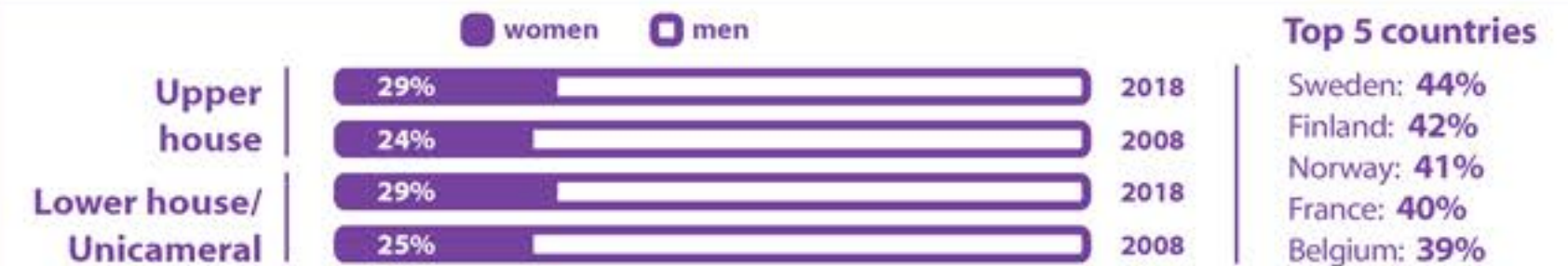
Top 5 countries

% of mayors who are women



Iceland: 36%
Slovakia: 36%
Sweden: 33%
Netherlands: 28%
Norway: 28%

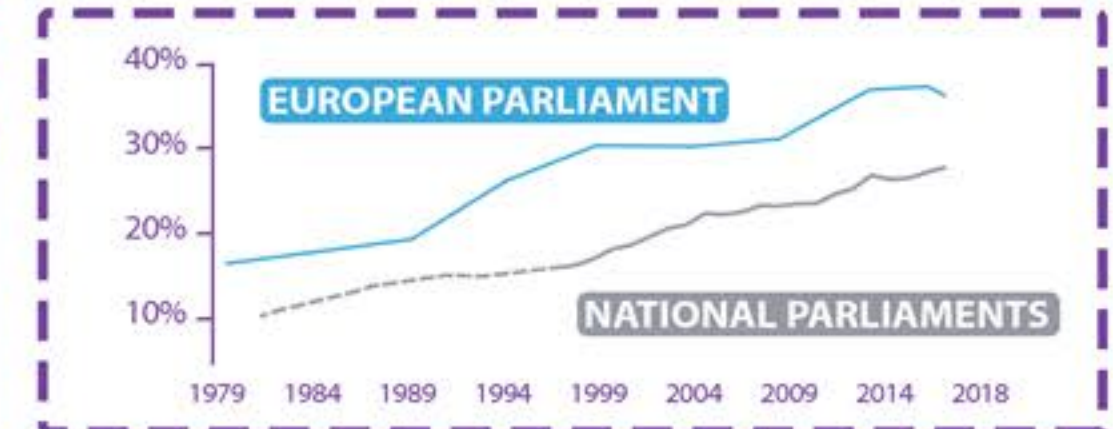

WOMEN IN NATIONAL PARLIAMENTS



WOMEN MAYORS OF EU CAPITAL CITIES



WOMEN IN THE EU



31% of local councillors are women

10 years ago, they were 27%...

Top 10 countries

% of women in local councils

Iceland: 47%
Sweden: 43%
Ukraine: 42%
Belgium: 39%
Finland: 39%

France: 39%
Norway: 39%
Latvia: 39%
Slovakia: 34%
Denmark: 33%



% WOMEN in

intermediary assemblies | regional assemblies

32% | **30%**

TOP 3 EU COUNTRIES

France: 50%
Belgium: 40%
Germany: 27%

France: 48%
Sweden: 48%
Finland: 46%

#LocalGov in Europe

Representative associations and institutions

	Full members	Substitutes	All
Council of European Municipalities and Regions (CEMR)	47%	48%	47%
Council of Europe Chamber of Local Authorities	40%	22%	32%
Council of Europe Chamber of Regions	42%	19%	29%
Committee of the Regions	/	/	24%

5 GENDER EQUALITY



SDG 5 | Achieve gender equality and empower all women and girls

- 5.5 Ensure women's full and effective participation and equal opportunities for leadership at all levels of decision-making in political, economic and public life;
- 5.C Adopt and strengthen sound policies and enforceable legislation for the promotion of gender equality and the empowerment of all women and girls at all levels.

Will this gender gap stand the test of time?

At the current rate, it would take 107 years to close the gender gap.



For democracy's sake: Europe needs more women to run for election!



QUOTAS
The French case

Following the 2008 departmental elections, only 13% of elected representatives were women. In 2018, the proportion of women rose to.....

50%